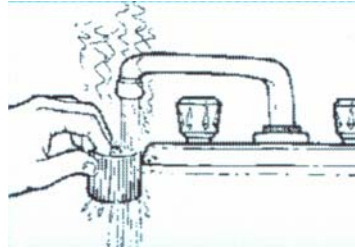
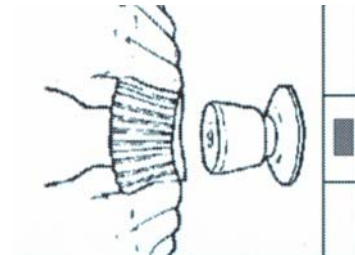


# Great Grips Application Instructions


**Step One:** Wet the Great Grip with water before installing on doorknob or handle.



**Step Two:** Place thumbs inside and stretch over doorknob.



**Step Three:** Continue to work on to doorknob until covered.



## Users Include:

- AARP
- Arthritis Foundation Chapters
- Arthritis Society of Canada
- American Society on Aging
- Andrus Gerontology Center
- The Center for Universal Design
- Senior Resource Council
  
- Thousands of people throughout the United States, Canada, Australia and England.

- ▶ Made from soft & comfortable latex-free material.
- ▶ Easy Installation:  
No tools needed
- ▶ The patented “mini-lever” makes round doorknobs compliant with the Americans with Disabilities Act (ADA) Accessibility Guidelines § 4.13.9.

